

# Quick Reference – Turnitin

## Access similarity report and leave feedback

This document will explain how an instructor can access similarity reports for an assignment with Turnitin (TII) enabled and how they can leave feedback on that assignment using Turnitin Feedback Studio.

### Accessing an originality report

Locate the assignment link in the appropriate module or under Assignments in the Canvas course. Click on the title to open the assignment.

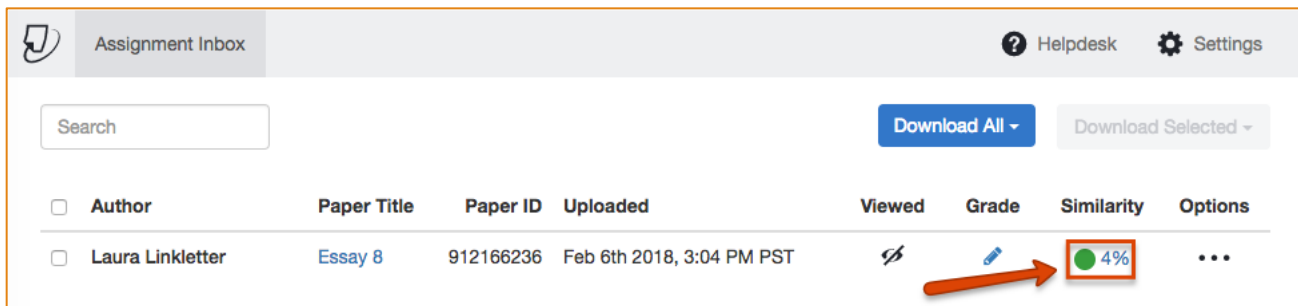
Scroll down through the assignment instructions and click on the button at the bottom titled 'Load *assignment name* in a new window'.

This tool needs to be loaded in a new browser window

Load Week 8 Essay in a new window

A new tab will open and you will move outside of Canvas to the Turnitin Assignment Inbox window.

Click on the icon to the left of the percentage to open the similarity report. If a report is not yet processed, a clock icon will show instead.

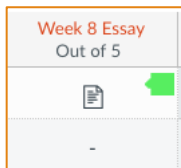


Author	Paper Title	Paper ID	Uploaded	Viewed	Grade	Similarity	Options
<input type="checkbox"/> Laura Linkletter	Essay 8	912166236	Feb 6th 2018, 3:04 PM PST			4%	

The similarity report will open. Review the Turnitin website for detailed information about [how to interpret a similarity report](#).

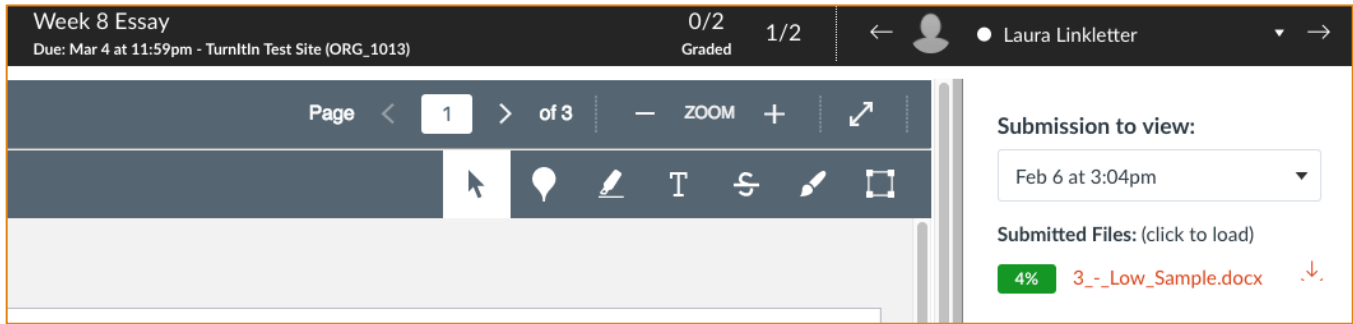
### What does this look like in the Canvas gradebook?

In the gradebook, an assignment that was submitted through Turnitin for which a similarity report has been processed, will show a speech bubble icon.



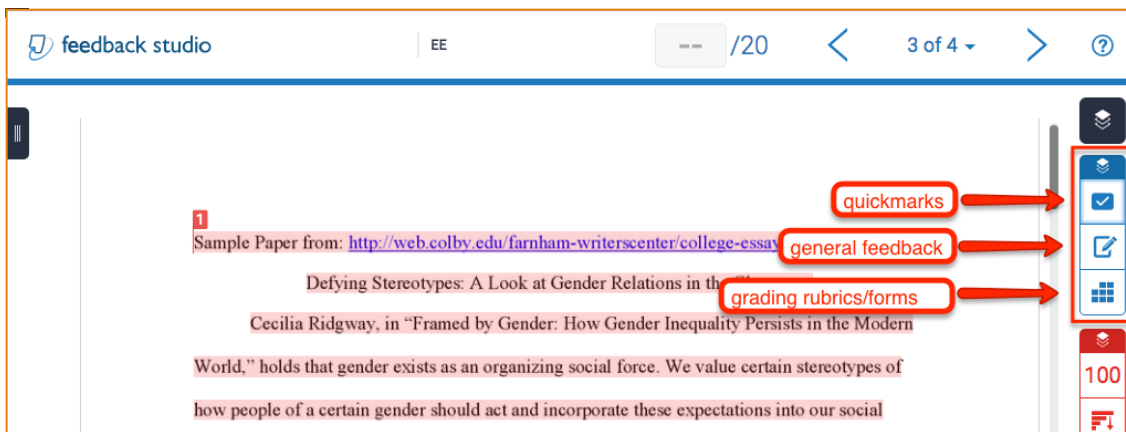
When an assignment is opened into Speedgrader, an icon will show a percentage which represents the amount of similar content that Turnitin has identified in the student's paper and the instructor can click on this percentage to be taken to the similarity report.





## Leave feedback in Turnitin Feedback Studio

Access the grading options in the upper-right corner. The first blue grouping of icons are related to grading, they include QuickMarks, general comments (audio/text), and the grading rubric or form (if one is attached to the assignment).



### QuickMarks

To access 'QuickMarks, click on the checkmark icon

To add a QuickMark to the document use one of the following methods:

- Drag it from the right-pane to the appropriate location in the document.
- Highlight text in the document and then click a QuickMark to attach it to the highlighted text.



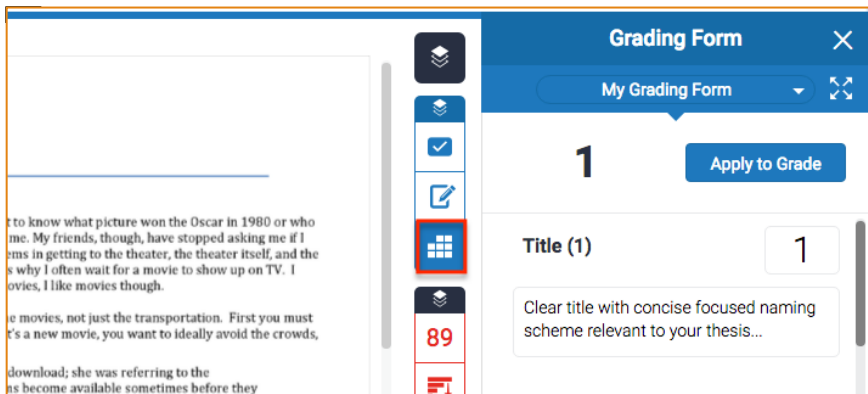


## General feedback

To add general comments or audio feedback within Turnitin, select the 2nd icon (the edit pencil). Then add either a general text comment or record audio feedback.

## Grading forms and rubrics

If a rubric or grading form is attached to the assignment within Turnitin, select the last icon in the grading group and then complete the grading form or rubric.



## Support

Canvas offers 24/7 support via phone or chat. Access Help within the Canvas course menu to receive immediate assistance or contact [EcampusFacultySupport@oregonstate.edu](mailto:EcampusFacultySupport@oregonstate.edu).

Additional tutorials about Canvas and Turnitin can be found at <http://learn.oregonstate.edu>.

